



PRAYAG ACADEMY

—★ KANPUR ★—

Affiliated to **CISCE** Board, New Delhi

HOLIDAY HOMEWORK

★ LEARN ★ EXPLORE ★ GROW ★

- READ
- DISCOVER
- CREATE
- DREAM
- ACHIEVE

“ Summer is the perfect time to relax, reflect and recharge while learning something new every day! ”



Read More



Learn New Things



Be Creative



Stay Curious



Have Fun



Make Every Day Count

STAY CONNECTED WITH US



MOBILE NUMBER
9454912410





EMAIL ADDRESS
prayagacademy.edu@gmail.com



WEBSITE
prayagacademy.in



SCHOOL ADDRESS
Prayag Academy, Kanpur

Dear Students, 
Take time to enjoy, explore and make beautiful memories. 
Your homework is a step towards a brighter and smarter YOU!




Summer Holiday



Hurray!!! The Summer Holidays are here... It's time to take a break, sit back & enjoy a few weeks on holiday! To keep the little ones engaged & be in touch with the learnings done in the class, the Summer Holiday Activities are designed with a motto of "Fun & Learn". Homework Worksheets & a bank of fun filled activities is being uploaded on our 'School Portal'.

So, parents, let them put their thinking caps & get their imagination going. Please download the Worksheets & Activities. Let us all help them be more confident & independent...

Happy Holidays!!!



Dear Parents,

Vacation is a welcome break!

But for students as well as for you, vacations have become synonymous with summers. Is it not? So why not utilize this golden period for family reunion and reiterate your family ties with your kids and relatives. Gear up and utilize your time in the best possible manner. Go ahead with some unique fun activities with your kids. Let's cheer for the 3R's- Rejuvenation, Relaxation and Rebonding !

Dear Students,

Vacation is a time when you connect with your friends, family members and relatives.

So, all of you "FIX A GOAL AND STRIVE HARD EACH DAY TO ACHIEVE IT!"

Here are few tips for you to follow -

1. Free play time should alternate with structural game – this cultivates sportsmanship.
2. Assign a permanent workplace and a work-time. This brings in discipline in your life.
3. Reading from colourful illustrated story books will develop your language skills.
4. Inculcate good manners – 4 magic words 'Please, Thank you, Excuse me, Sorry' – Use them and see the difference.
5. Help your mother to keep the house clean. Do small household jobs like dusting, watering the plants, laying dinner table and so on.
6. Plan some outdoor and indoor games.
7. Go out for morning walk, talk about things you see around.
8. Listen stories from family members and try to narrate them.
9. Plan a daily routine for yourself and your family members. Pen it down and follow it. Spend quality time with your parents.
10. Last but not the least – 'Always speak in English with your family members and friends.'

Kindly revise the syllabus for all subjects done till the month of

May 2026 and do practice of English Cursive Writing and Hindi Writing.

Dear Parents,

Different types of languages are spoken by people from different regions, but the most important thing is that any language when spoken should be spoken correctly. The two common languages that our children should be able to speak fluently are Hindi and English. Since English is a universal language spoken and understood by people all over the world, we want our children also to be proficient in speaking it and for this we need full support and cooperation. We would appreciate if you adhere to the following points:

1. Speak with your child in English. Encourage reading habits.
2. Read out story-books and after finishing the story discuss it with your child.
3. Encourage Word Building and Picture Talk.

The teachers are trying to encourage the children to use simple words, phrases and sentences like:-

- May I go to play?
- May I borrow your pencil / eraser / sharpener?
- I have finished my work.
- Madam, may I go to the washroom?
- Madam, may I go to drink water?
- Madam, may I come in please?
- Madam, may I go to the bookshop / tailor shop?
- Madam, may I go to wash my hands?
- Madam, may I go to pay my school fees?
- Madam, may I sit in the front row as I can't see from the back? Madam, please repeat the concept as I'm unable to understand it.
- Madam, I have lost my shoes / blazer / tiffin box / water bottle etc.
- Madam, I came late as I missed my bus.
- Madam, I'm sorry. I have forgotten to bring my book, note book, pencil / eraser / drawing book etc.
- Madam, I'm sorry I couldn't complete my Home Work as I was unwell(with reason)
- Madam, may I borrow a pencil / eraser / ruler etc. from my partner as I've forgotten to bring it today.
- I am sorry for the delay.
- Could you hand me the book?
- Could you please shut the door?

Use of magic words like excuse me, sorry, thanks, please.

- When asking for something, say "Please."

- When receiving something, say “Thank you.”
 - Do not interrupt grown-ups who are speaking with each other unless there is an emergency.
 - If you need to get somebody's attention right away, the phrase “excuse me” is the most polite way for you to enter the conversation.
 - When you have any doubt about doing something, ask permission first. It can save you from many hours of grief later.
 - When you have spent time at your friend's house, remember to thank his or her parents for having you over and for the good time you had.
 - Knock on closed doors and wait to see if there's a response before entering.
- Children can be encouraged to use simple words and sentences at home also. **For example -**
- Mummy, can I help you in the kitchen?
 - Mummy, can I lay the table today?
 - Mummy, should I help you wash the dishes today?
 - Papa, can I help you wash the car?
 - Grandpa, should I come with you for a walk?
 - Grandma, should I help you put the thread in the needle?
 - Mummy, can I get you a glass of water?
 - Mummy, may I take some more Ice-Cream from the fridge?
 - Papa, I'm sorry I was rude to you.
 - Papa, please teach me how to ride a bicycle.
 - Mummy, can I join the summer workshop in the school?
 - Mummy, can I help you wash and soak the rice?
 - Mummy, should I cut the salad today?
 - Mummy, I will make a cup of tea for you. Please tell me where are the tea leaves.
 - Mummy, can you teach me to make cold coffee please?
 - Didi, can you help me find my English note book?
 - Papa, can we go cycling together today?
- Wishing people properly – Hello Uncle / Aunty how are you?
Wishing parents and elders Good Morning, Good Afternoon, Good Evening and Good Night.



PRAYAG ACADEMY

(Affiliated to C.I.S.C.E. Board)

“SUMMER HOLIDAY HOMEWORK [2026-27]”

CLASS:- UKG

SUBJECT	HOMEWORK
Rhymes	Revise the given rhymes- English: <i>(Ten little finger, once I saw a little bird, I am a little teapot)</i> Hindi : डाकिया, गरमी, जल की रानी
स्वर सुलेख	Do page 14, 15
English Cursive Words	Do page number 7, 8, 9, 10, 11, 12, 13, 14
“Activity Book”	
English	Do pg. no-4, 5, 6, 7, 8, 10, 22, 42
Hindi	Do page no- 44, 45, 46, 47, 48, 49, 75
Mathematics	Do page no - 83, 84, 85, 86, 87, 88, 89, 90, 91, 97, 98, 99
My Canvas	Do page no-8 and 17
Early Skills English	Read page no-13, 14, 15, 17, 22, 23, 24, 25, 26, 32, 33, 34, 35, 43, 44, 45, 46